

THE STUDY IN STATISTICS

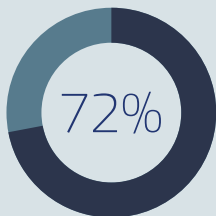
Scale and Social Value of the EU Youth Sector



The proportion of the Erasmus+ budget allocated to youth, according to the 2019 annual work programme.

34.3 million

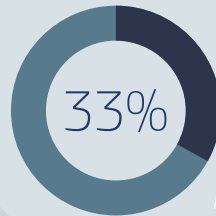
The number of participants reported by beneficiaries after the implementation of Civil society cooperation calls in the field of youth in 2016-2017



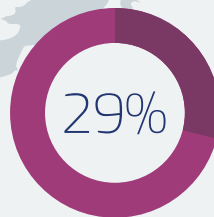
The proportion of youth NGO representatives reporting that EU funding has helped them to engage youth from a wider range of social and cultural backgrounds.



Funding and Representation Gaps



The proportion of national and local youth NGOs feeling that young people from their organisation are well represented at an EU level.



The proportion of youth NGO representatives who considered that EU youth NGOs and networks are adequately funded and supported.



26%

Croatia

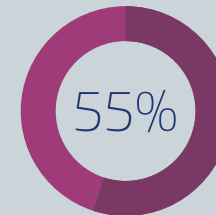
Ireland

61%


Variations in the % of young people voting in local, national or European elections, by EU MS (Flash Eurobarometer 478 (2019)).



Growth and Expansion, Including New Forms of Youth Representation



The proportion of youth NGO representatives who reported that the number of young people affiliated to their organisation has grown over the past 5 years.



The proportion of youth movements with a youth-led governing body or management committee, compared with 22% for other youth NGOs.